

303a

**Biological Services Program
and
Division of Ecological Services**

FWS/OBS-82/10.27
JULY 1982

**HABITAT SUITABILITY INDEX MODELS:
YELLOW WARBLER**



Fish and Wildlife Service

U.S. Department of the Interior

FWS/OBS-82/10.27
July 1982

HABITAT SUITABILITY INDEX MODELS: YELLOW WARBLER

by

Richard L. Schroeder
Habitat Evaluation Procedures Group
Western Energy and Land Use Team
U.S. Fish and Wildlife Service
Drake Creekside Building One
2625 Redwing Road
Fort Collins, CO 80526

Western Energy and Land Use Team
Office of Biological Services
Fish and Wildlife Service
U.S. Department of the Interior
Washington, DC 20240

This report should be cited as:

Schroeder, R. L. 1982. Habitat suitability index models: yellow warbler.
U.S. Dept. Int., Fish Wildl. Serv. FWS/OBS-82/10.27. 7 pp.

PREFACE

This document is part of the Habitat Suitability Index (HSI) Model Series (FWS/OBS-82/10), which provides habitat information useful for impact assessment and habitat management. Several types of habitat information are provided. The Habitat Use Information Section is largely constrained to those data that can be used to derive quantitative relationships between key environmental variables and habitat suitability. The habitat use information provides the foundation for HSI models that follow. In addition, this same information may be useful in the development of other models more appropriate to specific assessment or evaluation needs.

The HSI Model Section documents a habitat model and information pertinent to its application. The model synthesizes the habitat use information into a framework appropriate for field application and is scaled to produce an index value between 0.0 (unsuitable habitat) and 1.0 (optimum habitat). The application information includes descriptions of the geographic ranges and seasonal application of the model, its current verification status, and a listing of model variables with recommended measurement techniques for each variable.

In essence, the model presented herein is a hypothesis of species-habitat relationships and not a statement of proven cause and effect relationships. Results of model performance tests, when available, are referenced. However, models that have demonstrated reliability in specific situations may prove unreliable in others. For this reason, feedback is encouraged from users of this model concerning improvements and other suggestions that may increase the utility and effectiveness of this habitat-based approach to fish and wildlife planning. Please send suggestions to:

Habitat Evaluation Procedures Group
Western Energy and Land Use Team
U.S. Fish and Wildlife Service
2625 Redwing Road
Ft. Collins, CO 80526

CONTENTS

	<u>Page</u>
PREFACE	iii
ACKNOWLEDGMENTS	v
HABITAT USE INFORMATION	1
General	1
Food	1
Water	1
Cover	1
Reproduction	1
Interspersion	2
Special Considerations	2
HABITAT SUITABILITY INDEX (HSI) MODEL	2
Model Applicability	2
Model Description	3
Model Relationships	4
Application of the Model	6
SOURCES OF OTHER MODELS	7
REFERENCES	7

ACKNOWLEDGMENTS

We gratefully acknowledge Douglass H. Morse for his review of this habitat model. The cover of this document was illustrated by Jennifer Shoemaker. Word processing was provided by Carolyn Gulzow and Dora Ibarra.

YELLOW WARBLER (Dendroica petechia)

HABITAT USE INFORMATION

General

The yellow warbler (Dendroica petechia) is a breeding bird throughout the entire United States, with the exception of parts of the Southeast (Robbins et al. 1966). Preferred habitats are wet areas with abundant shrubs or small trees (Bent 1953). Yellow warblers inhabit hedgerows, thickets, marshes, swamp edges (Starling 1978), aspen (Populus spp.) groves, and willow (Salix spp.) swamps (Salt 1957), as well as residential areas (Morse 1966).

Food

More than 90% of the food of yellow warblers is insects (Bent 1953), taken in proportion to their availability (Busby and Sealy 1979). Foraging in Maine occurred primarily on small limbs in deciduous foliage (Morse 1973).

Water

Dietary water requirements were not mentioned in the literature. Yellow warblers prefer wet habitats (Bent 1953; Morse 1966; Stauffer and Best 1980).

Cover

Cover needs of the yellow warbler are assumed to be the same as reproduction habitat needs and are discussed in the following section.

Reproduction

Preferred foraging and nesting habitats in the Northeast are wet areas, partially covered by willows and alders (Alnus spp.), ranging in height from 1.5 to 4 m (5 to 13.3 ft) (Morse 1966). It is unusual to find yellow warblers in extensive forests (Hebard 1961) with closed canopies (Morse 1966). Yellow warblers in small islands of mixed coniferous-deciduous growth in Maine utilized deciduous foliage far more frequently than would be expected by chance alone (Morse 1973). Coniferous areas were mostly avoided and areas of low deciduous growth preferred.

Nests are generally placed 0.9 to 2.4 m (3 to 8 ft) above the ground, and nest heights rarely exceed 9.1 to 12.2 m (30 to 40 ft) (Bent 1953). Plants

used for nesting include willows, alders, and other hydrophytic shrubs and trees (Bent 1953), including box-elders (Acer negundo) and cottonwoods (Populus spp.) (Schrantz 1943). In Iowa, dense thickets were frequently occupied by yellow warblers while open thickets with widely spaced shrubs rarely contained nests (Kendeigh 1941).

Males frequently sing from exposed song perches (Kendeigh 1941; Ficken and Ficken 1965), although yellow warblers will nest in areas without elevated perches (Morse 1966).

A number of Breeding Bird Census reports (Van Velzen 1981) were summarized to determine nesting habitat needs of the yellow warbler, and a clear pattern of habitat preferences emerged. Yellow warblers nested in less than 5% of census areas comprised of extensive upland forested cover types (deciduous or coniferous) across the entire country. Approximately two-thirds of all census areas with deciduous shrub-dominated cover types were utilized, while shrub wetland types received 100% use. Wetlands dominated by shrubs had the highest average breeding densities of all cover types [2.04 males per ha (2.5 acre)]. Approximately two-thirds of the census areas comprised of forested draws and riparian forests of the western United States were used, but average densities were low [0.5 males per ha (2.5 acre)].

Interspersion

Yellow warblers in Iowa have been reported to prefer edge habitats (Kendeigh 1941; Stauffer and Best 1980). Territory size has been reported as 0.16 ha (0.4 acre) (Kendeigh 1941) and 0.15 ha (0.37 acre) (Kammeraad 1964).

Special Considerations

The yellow warbler has been on the Audubon Society's Blue List of declining birds for 9 of the last 10 years (Tate 1981).

HABITAT SUITABILITY INDEX (HSI) MODEL

Model Applicability

Geographic area. This model has been developed for application within the breeding range of the yellow warbler.

Season. This model was developed to evaluate the breeding season habitat needs of the yellow warbler.

Cover types. This model was developed to evaluate habitat in the dominant cover types used by the yellow warbler: Deciduous Shrubland (DS) and Deciduous Scrub/Shrub Wetland (DSW) (terminology follows that of U.S. Fish and Wildlife Service 1981). Yellow warblers only occasionally utilize forested habitats and reported population densities in forests are low. The habitat requirements in forested habitats are not well documented in the literature. For these reasons, this model does not consider forested cover types.

Minimum habitat area. Minimum habitat area is defined as the minimum amount of contiguous habitat that is required before an area will be occupied by a species. Information on the minimum habitat area for the yellow warbler was not located in the literature. Based on reported territory sizes, it is assumed that at least 0.15 ha (0.37 acre) of suitable habitat must be available for the yellow warbler to occupy an area. If less than this amount is present, the HSI is assumed to be 0.0.

Verification level. Previous drafts of the yellow warbler habitat model were reviewed by Douglass H. Morse and specific comments were incorporated into the current model (Morse, pers. comm.).

Model Description

Overview. This model considers the quality of the reproduction (nesting) habitat needs of the yellow warbler to determine overall habitat suitability. Food, cover, and water requirements are assumed to be met by nesting needs.

The relationship between habitat variables, life requisites, cover types, and the HSI for the yellow warbler is illustrated in Figure 1.

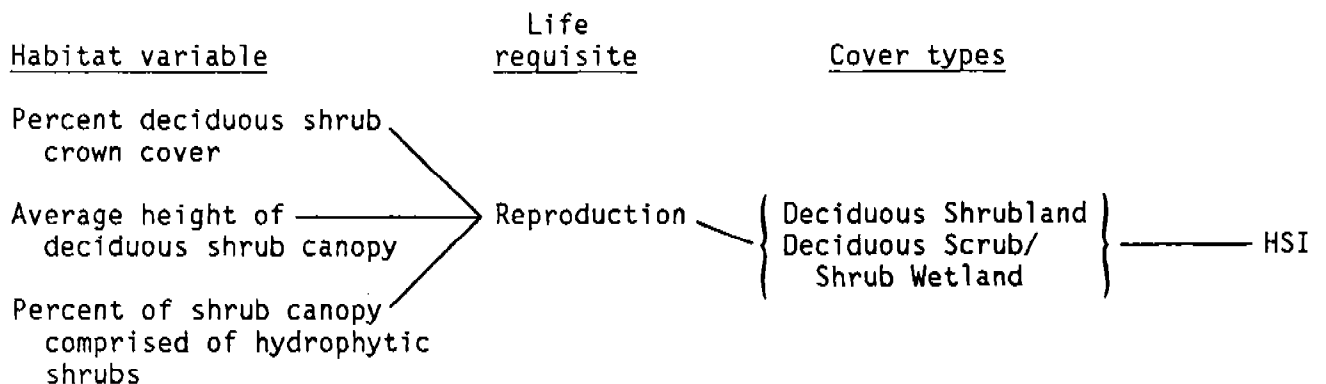


Figure 1. Relationship between habitat variables, life requisites, cover types, and the HSI for the yellow warbler.

The following sections provide a written documentation of the logic and assumptions used to interpret the habitat information for the yellow warbler and to explain and justify the variables and equations that are used in the HSI model. Specifically, these sections cover the following: (1) identification of variables that will be used in the model; (2) definition and justification of the suitability levels of each variable; and (3) description of the assumed relationship between variables.

Reproduction component. Optimal nesting habitat for the yellow warbler is provided in wet areas with dense, moderately tall stands of hydrophytic deciduous shrubs. Upland shrub habitats on dry sites will provide only marginal suitability.

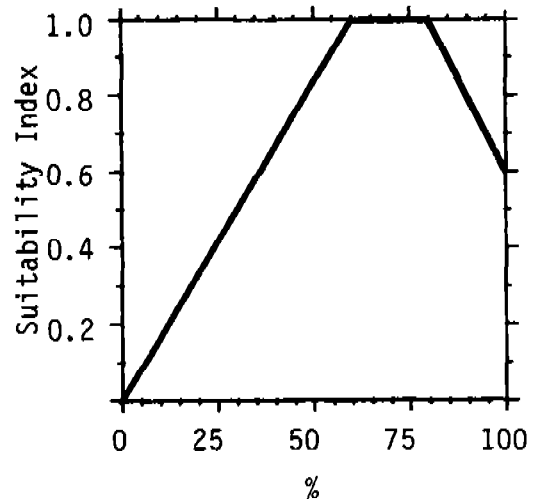
It is assumed that optimal habitats contain 100% hydrophytic deciduous shrubs and that habitats with no hydrophytic shrubs will provide marginal suitability. Shrub densities between 60 and 80% crown cover are assumed to be optimal. As shrub densities approach zero cover, suitability also approaches zero. Totally closed shrub canopies are assumed to be of only moderate suitability, due to the probable restrictions on movement of the warblers in those conditions. Shrub heights of 2 m (6.6 ft) or greater are assumed to be optimal, and suitability will decrease as heights decrease to zero.

Each of these habitat variables exert a major influence in determining overall habitat quality for the yellow warbler. A habitat must contain optimal levels of all variables to have maximum suitability. Low values of any one variable may be partially offset by higher values of the remaining variables. Habitats with low values for two or more variables will provide low overall suitability levels.

Model Relationships

Suitability Index (SI) graphs for habitat variables. This section contains suitability index graphs that illustrate the habitat relationships described in the previous section.

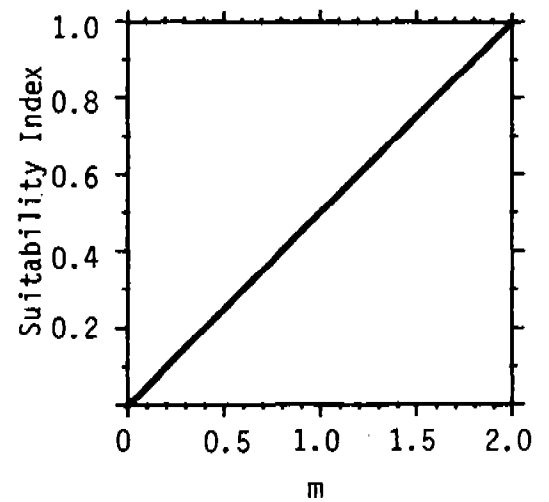
<u>Cover type</u>	<u>Variable</u>	
DS, DSW	V ₁	Percent deciduous shrub crown cover.



DS,DSW

 V_2

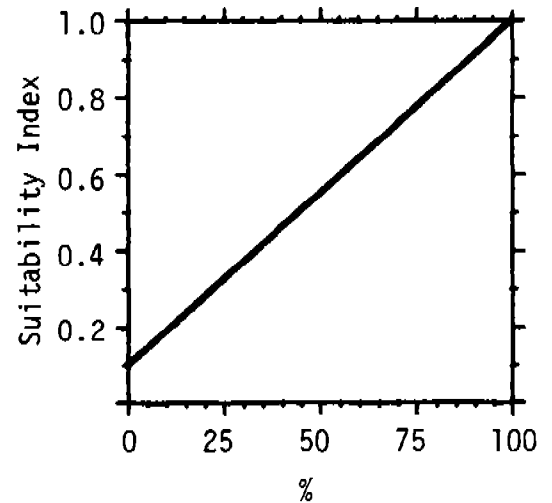
Average height of
deciduous shrub
canopy.



DS,DSW

 V_3

Percent of deciduous
shrub canopy comprised
of hydrophytic shrubs.



Equations. In order to obtain life requisite values for the yellow warbler, the SI values for appropriate variables must be combined with the use of equations. A discussion and explanation of the assumed relationship between variables was included under Model Description, and the specific equation in this model was chosen to mimic these perceived biological relationships as closely as possible. The suggested equation for obtaining a reproduction value is presented below.

<u>Life requisite</u>	<u>Cover type</u>	<u>Equation</u>
Reproduction	DS,DSW	$(V_1 \times V_2 \times V_3)^{1/2}$

HSI determination. The HSI value for the yellow warbler is equal to the reproduction value.

Application of the Model

Definitions of variables and suggested field measurement techniques (Hays et al. 1981) are provided in Figure 2.

<u>Variable (definition)</u>	<u>Cover types</u>	<u>Suggested technique</u>
V ₁ Percent deciduous shrub crown cover (the percent of the ground that is shaded by a vertical projection of the canopies of woody deciduous vegetation which are less than 5 m (16.5 ft) in height).	DS,DSW	Line intercept
V ₂ Average height of deciduous shrub canopy (the average height from the ground surface to the top of those shrubs which comprise the uppermost shrub canopy).	DW,DSW	Graduated rod
V ₃ Percent of deciduous shrub canopy comprised of hydrophytic shrubs (the relative percent of the amount of hydrophytic shrubs compared to all shrubs, based on canopy cover).	DS,DSW	Line intercept

Figure 2. Definitions of variables and suggested measurement techniques.

SOURCES OF OTHER MODELS

No other habitat models for the yellow warbler were located.

REFERENCES

- Bent, A. C. 1953. Life histories of North American wood warblers. U.S. Natl. Mus. Bull. 203. 734 pp.
- Busby, D. G., and S. G. Sealy. 1979. Feeding ecology of nesting yellow warblers. Can. J. Zool. 57(8):1670-1681.
- Ficken, M. S., and R. W. Ficken. 1965. Territorial display as a population-regulating mechanism in a yellow warbler. Auk 82:274-275.
- Hays, R. L., C. S. Summers, and W. Seitz. 1981. Estimating wildlife habitat variables. U.S. Dept. Int., Fish Wildl. Serv. FWS/OBS-81/47. 173 pp.
- Hebard, F. V. 1961. Yellow warblers in conifers. Wilson Bull. 73(4):394-395.
- Kammeraad, J. W. 1964. Nesting habits and survival of yellow warblers. Jack-pine Warbler 42(2):243-248.
- Kendeigh, S. C. 1941. Birds of a prairie community. Condor 43(4):165-174.
- Morse, D. H. 1966. The context of songs in the yellow warbler. Wilson Bull. 78(4):444-455.
- _____. 1973. The foraging of small populations of yellow warblers and American redstarts. Ecology 54(2):346-355.
- Morse, D. H. Personal communication (letter dated 4 March 1982). Brown University, Providence, RI.
- Robbins, C. S., B. Braun, and H. S. Zim. 1966. Birds of North America. Golden Press, N.Y. 340 pp.
- Salt, G. W. 1957. An analysis of avifaunas in the Teton Mountains and Jackson Hole, Wyoming. Condor 59:373-393.
- Schranz, F. G. 1943. Nest life of the eastern yellow warbler. Auk 60:367-387.
- Starling, A. 1978. Enjoying Indiana birds. Indiana Univ. Press, Bloomington. 214 pp.
- Stauffer, D. F., and L. B. Best. 1980. Habitat selection of birds of riparian communities: Evaluating effects of habitat alternations. J. Wildl. Manage. 44(1):1-15.
- Tate, J., Jr. 1981. The Blue List for 1981. Am. Birds 35(1):3-10.

U.S. Fish and Wildlife Service. 1981. Standards for the development of habitat suitability index models. 103 ESM. U.S. Dept. Int. Fish Wildl. Serv., Div. Ecol. Serv. n.p.

Van Velzen, W. T. 1981. Forty-fourth breeding bird census. Am. Birds 35(1):46-112.

REPORT DOCUMENTATION PAGE		1. REPORT NO. FWS/OBS-82/10.27	2.	3. Recipient's Accession No.
4. Title and Subtitle Habitat Suitability Index Models: Yellow Warbler			5. Report Date July 1982	
7. Author(s) Richard L. Schroeder			6.	
9. Performing Organization Name and Address Habitat Evaluation Procedures Group Western Energy and Land Use Team U.S. Fish and Wildlife Service Drake Creekside Building One 2625 Redwing Road Fort Collins, CO 80526			8. Performing Organization Rept. No.	
12. Sponsoring Organization Name and Address Western Energy and Land Use Team Office of Biological Services Fish and Wildlife Service U.S. Department of the Interior Washington, D.C. 20240			10. Project/Task/Work Unit No.	
15. Supplementary Notes			11. Contract(C) or Grant(G) No. (C) (G)	
16. Abstract (Limit: 200 words) Habitat preferences of the yellow warbler (<u>Dendroica petechia</u>) are described in this publication. It is one of a series of Habitat Suitability Index (HSI) models and was developed through an analysis of available information on the species-habitat requirements of the species. Habitat use information is presented in a review of the literature, followed by the development of an HSI model, designed for use in impact assessment and habitat management activities.			13. Type of Report & Period Covered	
17. Document Analysis a. Descriptors Animal behavior Mathematical models Birds Wildlife Habits b. Identifiers/Open-Ended Terms Yellow warbler <u>Dendroica petechia</u> Impact assessment Habitat Suitability Index Habitat management Habitat use Species-habitat relations c. COSATI Field/Group			14.	
18. Availability Statement RELEASE UNLIMITED		19. Security Class (This Report) UNCLASSIFIED		21. No. of Pages ii - v +7pp
		20. Security Class (This Page) UNCLASSIFIED		22. Price

9